

Employer Sponsored Insurance (ESI)

Fast Facts

July 2018



Business, insurance, state government and you

Working Together to

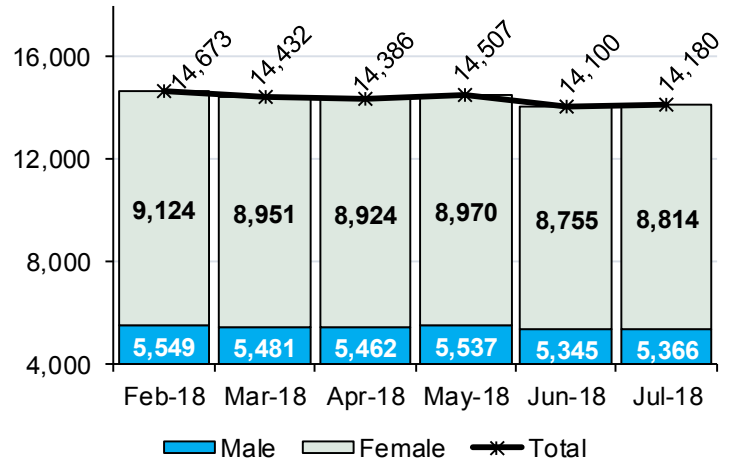
Insure Oklahoma!

The Insure Oklahoma Employer Sponsored Insurance program is designed to assist small business owners, employees and their dependents with health insurance premiums. Find out more information by visiting www.insureoklahoma.org.

Employer-Sponsored Insurance (ESI)

	Total Current Enrollment			New Enrollment this Month		
	Male	Female	Total	Male	Female	Total
Employee	4,546	6,931	11,477	232	376	608
Spouse	676	1,702	2,378	47	85	132
Student	46	67	113	5	6	11
Dependent	98	114	212	15	11	26
Total	5,366	8,814	14,180	299	478	777

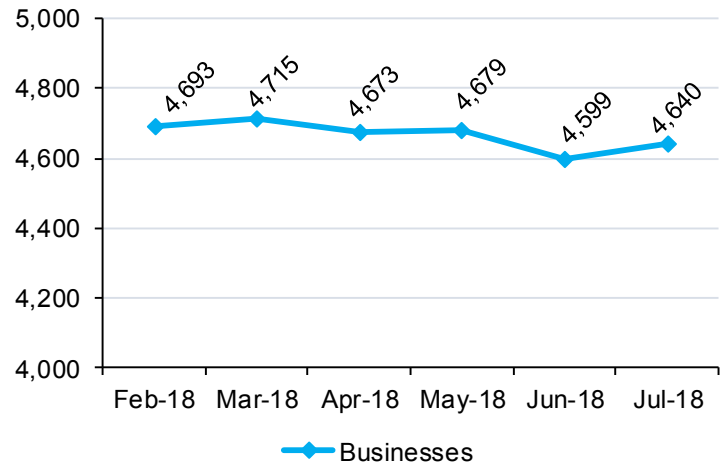
ESI Member Monthly Enrollment



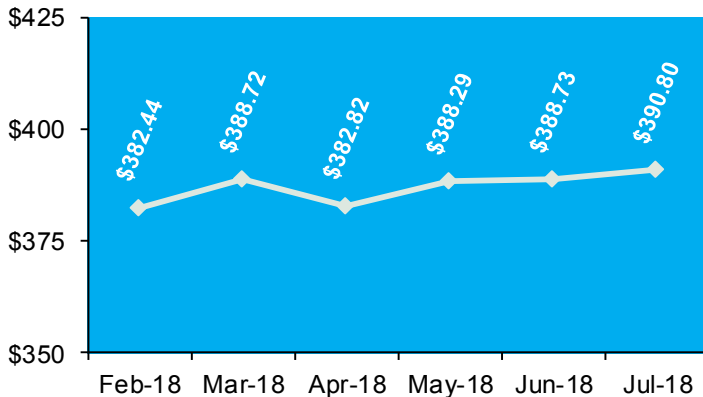
	Business Activity with Employee Participation Counts					
	*None	1 to 25	26 to 50	51 to 99	100 & Over	Total
Current	401	3,447	344	217	189	4,598
New	0	34	3	1	4	42
Total	401	3,481	347	218	193	4,640

*Some approved businesses may not have approved employees.

ESI Business Monthly Enrollment



Average OHCA Premium Assistance Payments



Data is compiled by the Office of Data Governance & Analytics and is valid as of the date of the report; any subsequent figures for this group for this time period may vary. www.insureoklahoma.org

OHCA is in compliance with the Title VI and Title VII of the 1964 Civil Rights Act and the Rehabilitation Act of 1973. This document can be viewed on OHCA's website www.okhca.org under Research/Statistics and Data. The Oklahoma Health Care Authority does not discriminate on the basis of race, color, national origin, sex, religion, age or disability in employment or the provision of services.

Individual Plan (IP)

Fast Facts

July 2018



Business, insurance, state government and you

Working Together to

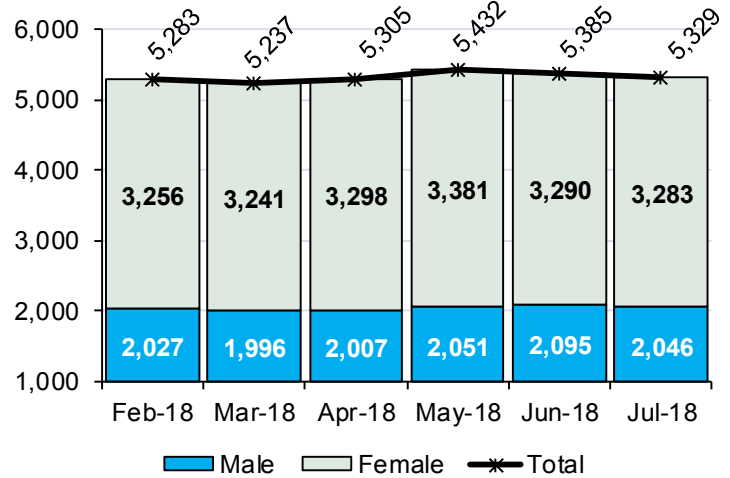
Insure Oklahoma!

The Insure Oklahoma Individual Plan program is designed to provide Oklahoma individuals with health insurance for themselves and their dependents if eligible. It is available to Oklahomans who are not qualified for an employer-sponsored health plan and work for an Oklahoma small business with 250 or fewer full time employees; temporarily unemployed adults who are eligible to receive unemployment benefits through the Oklahoman Employment Security Commission; or working adults with a disability who work for any size employer and have a "ticket to work". Find out more information by visiting www.insureoklahoma.org

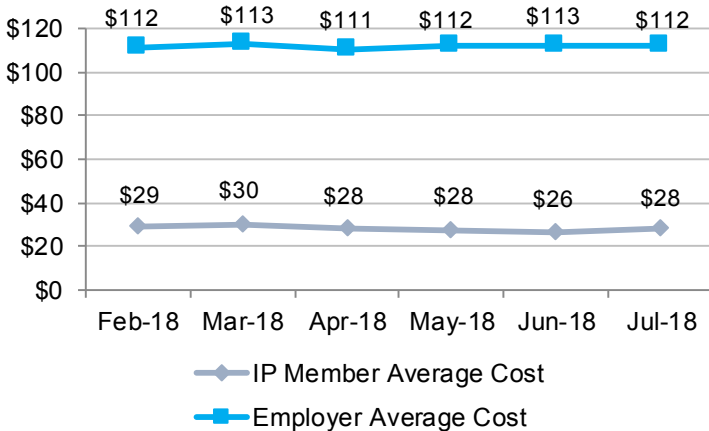
Individual Plan (IP)

	Total Current Enrollment			New Enrollment this Month		
	Male	Female	Total	Male	Female	Total
Employee	1,662	2,493	4,155	216	413	629
Spouse	303	668	971	41	81	122
Student	81	122	203	19	27	46
Total	2,046	3,283	5,329	276	521	797

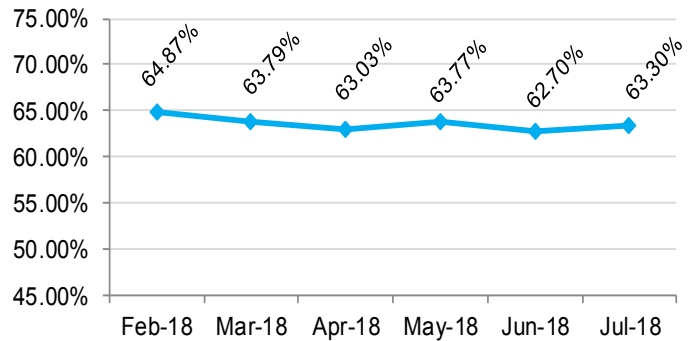
IP Member Monthly Enrollment



IP Member and Employer Avg Cost



IP FPL Avg



Average IP Member Premium*	\$30.63
-----------------------------------	----------------

Data is compiled by the Office of Data Governance & Analytics and is valid as of the date of the report; any subsequent figures for this group for this time period may vary. www.insureoklahoma.org

OHCA is in compliance with the Title VI and Title VII of the 1964 Civil Rights Act and the Rehabilitation Act of 1973. This document can be viewed on OHCA's website www.okhca.org under Research/Statistics and Data. The Oklahoma Health Care Authority does not discriminate on the basis of race, color, national origin, sex, religion, age or disability in employment or the provision of services.